

# The CD Holder that automatically selects your discs at the push of a button!



## Lifetime Guarantee

The Select-a-Disc CD Holder is guaranteed against any mechanical defects. If it malfunctions, return it for repair or replacement free of charge. Please include a \$5.00 shipping and handling fee and send to:

**Prime Service Center**  
P.O. Box 9715  
Stratford, CT 06497

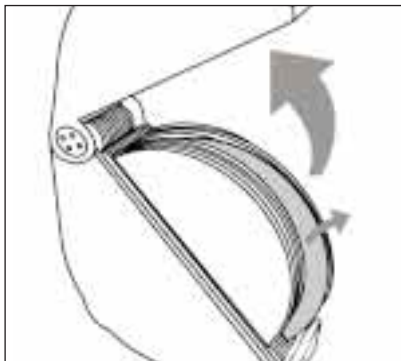
PL-364



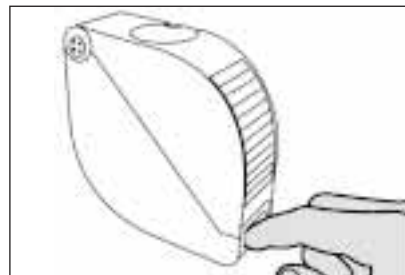
## Operating Instructions for Select-a-Disc CD Holder

### A. Loading the CD Holder

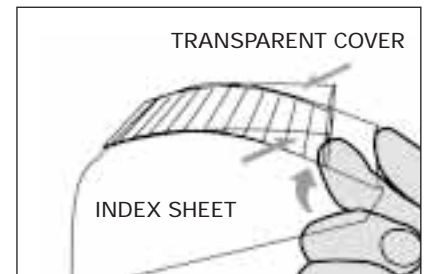
- Slip one CD into each of the slots of the holder. It holds up to 12 CDs.



- IMPORTANT:** One CD will be extended beyond the others. This is normal. **DO NOT PUSH IT DOWN.** You will damage the unit. The CD will slip into place when the unit is closed.

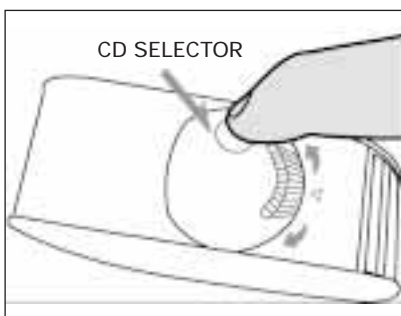


- Remove the Index Sheet by pushing from the inside of the holder. Write or type the CD titles on the sheet according to the appropriate slot number of each CD.

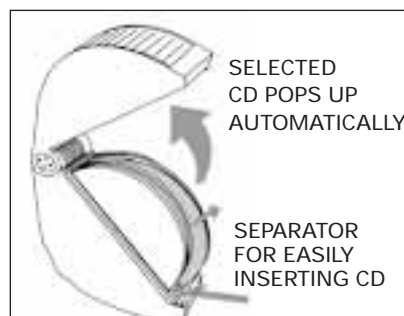


### B. Selecting CD and Opening the CD holder

- Turn the selector dial on top to the desired CD.



- Press the button. The cover will open and the selected CD will be extended for easy retrieval.



### C. Locking the CD Holder to Prevent Accidental Opening

To lock, push the switch on the bottom of the holder to the left (closed Padlock icon). To unlock, push the switch to the right (open Padlock icon).

